

Daimler-Mercedes Benz

Motor-Typ motor-type type de moteur	ccm	Zyl. cyl. cyl.	Leistung power puissance	Modell model modèle	Baujahr year année	Bohrung bore percée	Höhe height épais.	Typ type type	GPR-Nr GPR-No réf. GPR
Motor M 160 E 06	599	3	33 - 52 kW (40 - 71 PS)	Smart Fortwo, Crossblade	98 -	63,50	1,20 1,50 2,50	910 NIT S 911 FE 777 NIT S	 700 015 1331
Dieselmotor OM 660 DE 0.8 LA	799	3	30 kW (41 PS)	Smart CDI		65,50	1,50 1,50 2,50	910 NIT S 911 NIT S 947 EX NIT S	 700 015 1332
Motor M160/1	799	3	60 kW (82 PS)	Smart City, Coupe, Smart Roadster		66,50	1,20 1,20 2,50	910 NIT S 911 NIT 777 NIT S	 700 015 1333
Motor M160/1	799	3	37 kW (50 PS)	Smart City, Coupe		66,50	1,20 1,50 2,50	910 CR S 911 P 777 CR S	 700 015 1334
Motor	1124	3	47 kW (64 PS)	Smart Forfour 1,1		75,00	1,20 0,80 2,00	910 NIT S 911 P+ 777 NIT S	 700 015 1335
Dieselmotor OM 636	1767	4	23,5/25/ 31,5 kW (32/34/ 43 PS)	170, 180, L 319, O 319, L 405, L 406	51-61	75,00	2,00 2,00	910 IF CR S 911 FE	 700 015 1336
Dieselmotor OM 636	1767	4	23,5/25/ 31,5 kW (32/34/ 43 PS)	Unimog 411.110, -118, -119, -120, U 30, U 32, U 34, 401, 402	51-61		2,00 5,00 5,00	931 FE 947 EX P 947 FS P	 700 015 1337
Dieselmotor OM 636	1767	4	23,5/25/ 31,5 kW (32/34/ 43 PS)	170, 180, L 319, O 319, L 405, L 406	51-61	75,00	2,00 2,00	910 IF CR S 911 FE	 700 015 1337
Dieselmotor OM 636	1767	4	23,5/25/ 31,5 kW (32/34/ 43 PS)	Unimog 411.110, -118, -119, -120, U 30, U 32, U 34	51-61		2,00 4,00	931 FE 947 EX FE	 700 015 1338
Motor M 166. E 16.960	1598	4	75 kW (102 PS)	A 160, Vaneo	01 -	80,00	1,20 1,75	910 CR S 931 P	 700 015 1338
Motor M 166. E14.940	1397	4	60 kW (82 PS)	A 140	98 -		3,00	777 CR S	 700 015 1339
Dieselmotor OM 668 DE 17 LA	1689	4	55 - 70 kW 75 - 95 PS	A 160, A 170, Vaneo CDI	01 -	80,00	2,00 2,00 3,00	910 CR S 911 IF P 947 EX CR+	 700 015 1339
Motor M 275	5513	12	368 kW (500 PS)	S 600, CL 600		82,00	1,20 1,50	910 NIT S 911 P	 700 015 1340
Motor M 271 E 18	1796	4	105 - 141 kW 163 - 192 PS	C 180, Kompressor, C 200, Kompressor, C 230, Kompressor, SLK 200	01 -		2,50	777 NIT S	 700 015 1341
Motor M 275 E 60	5980	12	450 / 612	S 65, SL 65 AMG		82,60	1,20 1,00 2,00	910 NIT S IF 911 P+ 777 NIT S	 700 015 1341
Motor M 103 E 26	2599	6	110 - 125 kW (150 - 170 PS)	300E 2.6 (USA), 190 E 2.6, 260 E, 260 SE, (Export)	89-	82,90	1,50 1,75 3,00	910 IF CR S 931 P 947 EX CR+	 700 015 1342
Motor M 266	1998	4	100 - 142 kW 136 - 193 PS	200, 200 Turbo	05	83,00	1,20 1,75	910 IF NIT S 931 P	 700 015 1343
Motor M 266	1498	4	70 kW 95 PS	A 150, B 150	05		2,00	777 NIT S	 700 015 1343
Motor M 266	1698	4	85 kW 115 PS	A 170, B 170	05				 700 015 1343
Dieselmotor OM 642 DE 30 LA	2987	6	140 - 173 kW 190 - 224 PS	C, E, S-class, CLK, CLS, R, G, ML, GL, Vito, Sprinter	06 -	83,00	2,00 2,00 2,00	916 NIT S 911 IF U P 947 EX NIT	 700 015 1344
Dieselmotor OM 640.941	1991	4	103 / 140	A 200 CDI B 200 CDI		83,00	2,00 2,00 2,00	910 CR S 911 IF U P 947 EX NIT S	 700 015 1345
Motor M 112 E 24	2398	V6	120 kW (170 PS)	E 240, C 240	97-	83,20	1,50 1,75 3,00	910 IF NIT S 931 P 777 NIT S	 700 015 1346

Daimler-Mercedes Benz

Motor-Typ motor-type type de moteur	ccm	Zyl. cyl. cyl.	Leistung power puissance	Modell model modèle	Baujahr year année	Bohrung bore percée	Höhe height épais.	Typ type type	GPR-Nr GPR-No réf. GPR
Motor M 137 E 58	5786	V12	270 kW (367 PS)	S 600, CL 600		84,00	1,20 1,50 2,50	910 NIT S 931 P+ 777 NIT S	 700 015 1347
Motor M 166 E 19	1898	4	92 kW (125 PS)	A 190		84,00	1,20 1,75 2,50	910 NIT S 931 P 777 NIT S	 700 015 1348
Motor M 111 E 18	1799	4	90 kW (122 PS)	C 180	05/96-	85,30	1,50 1,75 3,00	910 IF NIT S 931 P 777 NIT S	 700 015 1349
Motor M 110	2746	6	81 - 136 kW (110 - 185 PS)	280, 280 E, 280 SE, 280 SL	02/79-	86,00	1,75 2,50 4,00	910 IF CR S 931 FE 947 EX CR+	 700 015 1350
Motor M 110	2746	6	115 - 136 kW 156 - 185 PS	280, 280 E, 280 SE, 280 SL	72 -	86,00	1,75 2,50	910 IF CR S 931 FE	 700 015 1351
Motor M 123.921	2525	6	103 kW (140 PS)	250	79-		4,00	777 CR S	 700 015 1352
Dieselmotor OM 628 DE 40 LA	3996	8	184 + 191 kW (250 + 260 PS)	S 400, G 400, M 400, E 400 CDI	00 -	86,00	2,50 2,00 3,00	910 NIT S 931 P 947 EX NIT	 700 015 1353
Motor M 130	2778	6	81-125 kW (110-170 PS)	250, 280 S, 300 S		86,50	2,00 2,00 2,50 4,00	910 CR S 911 FE 931 FE 947 EX P	 700 015 1353
Motor M 130	2778	6	81 - 125 kW 110 - 170 PS	280 S, 280 SE, 280 SL, 250 C, 300 SE, U 110, 404	68-72	86,50	2,00 2,50 4,00	910 CR S 931 FE 777 CR S	 700 015 1354

Daimler-Mercedes Benz

Motor-Typ motor-type type de moteur	ccm	Zyl. cyl. cyl.	Leistung power puissance	Modell model modèle	Baujahr year année	Bohrung bore percée	Höhe height épais.	Typ type type	GPR-Nr GPR-No réf. GPR
Dieselmotor OM 621	1988	4	33-40,5 kW (45-55 PS)	180 D, 190 D, 406 D, 200 D, 319 D, 405 D		87,00	1,50 1,50 2,50 5,00	910 IF CR S 911 IF FE 931 FE 947 EX FE	 700 015 1355
Motor M 115	1988	4	62,5 - 77,5 kW (85 - 105 PS)	200, 220, 408, O 309	68 -	87,00	1,50 2,50 4,00	910 IF CR S 931 FE 947 EX P	 700 015 1356
Motor M 115	1988	4	62,5 - 77,5 kW (85 - 95 PS)	200, 220, O 309 B, L 408 GC	68-80	87,00	1,75 2,50 4,00	910 IF CR S 931 FE 777 CR S	 700 015 1357
Motor M 115	1988	4	62,5 - 77,5 kW (85 - 105 PS)	200, O 309 B, L 408 GC	68-80	87,00	1,75 2,50 4,00	910 IF CR S 931 FE 947 EX P	 700 015 1358
Dieselmotor OM 621	1988	4	33-40,5 kW (45-55 PS)	180 D, 190 D, 406 D, 200 D, 319 D, 405 D		87,00	2,00 2,00 2,00 5,00	910 CR S 911 IF FE 911 IF FE 947 EX FE	 700 015 1359
Dieselmotor OM 615	2197	4	37,5 - 48 kW (51 - 65 PS)	200 D, 206 D, 207 D 306 D 220 D, L 206 D L 306 D O 309 D L 406 G L 408 G, Unimog U 45/421 U 52/421	69 - 78	87,00	2,00 2,00 4,00	910 CR S 911 IF FE 947 EX CR+	 700 015 1360
Dieselmotor OM 615	1988	4	44 kW (60 PS)	200 D, 206 D, 207 D, 306 D	02/79-85				
Dieselmotor OM 615	2197	4	44/48 kW (60/65 PS)	220 D, L 206 D, L 306 D	72-78				
Dieselmotor OM 601.911/912	1997	4	53 kW (72 PS)	190 D, 200 D	83 - 93	87,00	2,00 2,00	910 CR S 911 IF FE	 700 015 1361
Dieselmotor OM 601.921	2197	4	53,5 kW (73 PS)	190 D (USA)	06/84-		3,00	947 EX CR+	 700 015 1362
Motor M 115.900	2197	4	77,5 kW (105 PS)	220, O 309, L 408 (USA)	01/68-74	87,00	2,00 2,50 4,00	910 CR S 931 FE 947 EX P	 700 015 1363
Motor M 115	1998	4	45 kW	200		87,00	2,00 2,50	910 CR S 931 FE	 700 015 1363
Motor M 115	2197	4	63-78 kW (85-105 PS)	220, O 309, L 408			5,00	947 EX FE	 700 015 1363
Dieselmotor OM 601.911/912/913	1997	4	53-55 kW (72-75 PS)	190 D, 200 D, 200 TD	06/84-93	87,00	2,50 2,00	910 CR+ 911 IF FE	 700 015 1364
Dieselmotor OM 602 OM 602 A	2497	5	62 - 93 kW (84 - 126 PS)	190 D 2.5, 250 D, 250 GD, O 405 TURBO	89 - 93		3,00	947 EX CR+	 700 015 1364
Dieselmotor OM 605 OM 605 LA	2497	5	83 - 110 kW 113 - 150 PS	C 250 D, E 250 D C 250 Turbodiesel	93 -				
Dieselmotor OM 603 OM 603 A	2996	6	80 - 110,5 kW 109 - 150 PS	300 D, 300 GD, 300 D TURBO	84 -				
Dieselmotor OM 606 OM 606 LA	2996	6	100 - 130 kW 136 - 177 PS	E 300 D, S 300 TD	93 - 96				
Dieselmotor OM 615	1988	4	40,5 kW (55 PS)	200 D, 206 D, 306 D	68-79	87,00	3,00 2,00 4,00	910 IF CR S 911 IF FE 947 EX CR+	 700 015 1365

















Daimler-Mercedes Benz

Motor-Typ motor-type type de moteur	ccm	Zyl. cyl. cyl.	Leistung power puissance	Modell model modèle	Baujahr year année	Bohrung bore percée	Höhe height épais.	Typ type type	GPR-Nr GPR-No réf. GPR	
Motor M 276	2496	6	150 kW 204 PS	C, E 230	08 -	88,00	1,20 1,50	910 IF NIT S 931 FE		700 015 1366
Motor M 276	2996	6	170 kW 231 PS	C, E 280	08 -		2,00	777 NIT S		
Motor M 272 KE 25	2496	6	150 / 204 170 / 231	C 230, C 280, E 280, CLK 280, SLK 280		88,00	1,20 1,75	910 NIT S 931 P		700 015 1367
Motor M 272 KE 30	2996	6	150 / 204 170 / 231	C 230, C 280, E 280, CLK 280, SLK 280			2,50	777 NIT S		
Motor M 272.940	2996	6	231 / 170	CLK 280, CLK 300		88,00	1,50 1,75 2,50	910 NIT S 931 P 777 NIT S		700 015 1368
Motor M 116	3839	V8	150 kW (204 PS)	380 SE, 380 SL	81-85	88,00	1,50 2,00 3,50	910 IF CR S 931 FE 947 EX CR+		700 015 1369
Dieselmotor OM 611 DE 22 LA OM 646.961	2151	4	75 - 105 kW (102 - 143 PS)	C 200 CDI, C 220 CDI, E 220 CDI, V 200, V 220, E 200, E 220, Sprinter	97 -	88,00	2,50 2,00 3,00	910 NIT S 911 IF P 947 EX CR+		700 015 1370
Dieselmotor OM 612 OM 647.961	2686	5	115 - 125 kW (156 - 170 PS)	C 270 CDI, ML 270, G 270, Sprinter	99 -					
Dieselmotor OM 613 OM 648.960	3222	6	150 kW (204 PS)	C 320 CDI, E 320 CDI, S 320 CDI,	99 -					
Dieselmotor OM 646	2148	4	80 - 110 kW 109 - 150 PS	E 200 CDI, C 200 CDI, E 200, E 220, Vito, Viano, Sprinter	00 -	88,00	2,50 2,00 3,00	910 NIT S 911 IF U P 947 EX NIT S		700 015 1371
Dieselmotor OM 647	2698	5	125 kW 170 PS	Sprinter	00 -					
Dieselmotor OM 648	3220	6	145 - 150 kW 197 - 204 PS	S 320 CDI, E 280 CDI, E 320 CDI	99 -					
Motor M 103 E 30 M 104 E 30	2962	6	132,5 - 170 kW (180 - 231 PS)	300 E, 300 GE, 300 SE, 300 SL, 300 E-24, 300 SI-24	84 - 93	88,50	1,50 1,75 3,00	910 IF NIT S 931 P 947 EX NIT S		700 015 1372
Motor M 103 E 30 M 104 E 30	2962	6	132,5 - 140 kW 180 - 190 PS	300 E, 300 SE, 300 SL, 300 GE/TE 300 E-24, 300 SL-24	84-93	88,50	1,50 1,75 3,00	910 IF CR S 931 P 947 EX CR+		700 015 1373
Motor M 120 E 60	5987	V12	290 - 300 kW (395 - 408 PS)	600 SE/SEL, S 600	91-	89,00	1,50 2,00 3,00	910 IF NIT S 931 FE 947 EX NIT S		700 015 1374
Motor M 102 E 20 M 102 V 20	1997	4	80 - 90 kW (109 - 122 PS)	190 E, 200 E, 200 GE,	01/84-	89,00	1,75 2,00 3,50	910 IF CR S 931 FE 947 EX CR+		700 015 1375
Dieselmotor OM 601 D 23	2299	4	58 - 72 kW (79 - 98 PS)	208, 308, 408, 508, Viano, Vito	88 - 00	89,00	2,50 2,00	910 IF CR+ 931 FE		700 015 1376
Dieselmotor OM 604 D	2155	4	70 kW 95 PS	C 220, E 220	93 -		3,00	947 EX CR+		
Dieselmotor OM 602 D 29 OM 602 D 29 LA	2874	5	70 - 95 kW 95 - 129 PS	290 GD, O 405, Sprinter, Vario	88 - 00					
Dieselmotor OM 603 D 35 A	3449	6	100 - 110 kW 136 - 150 PS	350 S, 350 GD	92 - 97					

Daimler-Mercedes Benz

Motor-Typ motor-type type de moteur	ccm	Zyl. cyl. cyl.	Leistung power puissance	Modell model modèle	Baujahr year année	Bohrung bore percée	Höhe height épais.	Typ type type	GPR-Nr GPR-No réf. GPR	
Motor M 111 E 20	1998	4	95 - 100 kW 129 - 136 PS	C 200, E 200, Vito, Sprinter	92 -	89,90	1,50 1,75	910 IF NIT S 931 P		700 015 1377
Motor M 111 E 22	2199	4	110 kW 150 PS	220 E, C 220, E 220	92 -		3,00	777 NIT S		
Motor M 104 E 28	2799	6	150 kW (204 PS)	C 280, E 280, S 280, SL 280	93 -					
Motor M 104 E 32	3199	6	155 - 170 kW 211 - 231 PS	300 SE, 320 SL, E 320, G 320, S 320	91 -					
Motor M 112 E 26	2597	6	125 - 130 kW 170 - 177 PS	E 240, C 240, CLK 240	00 - 05					
Motor M 112 E 28	2799	6	150 kW 204 PS	E 280	97 -					
Motor M 112 E 32	3199	6	160 - 165 kW 218 - 224 PS	E 320, CLK 320, ML 320, S 320 G 320, SLK 320	97 -					
Motor M 113 E 43	4266	8	205 kW 279 PS	S 430, ML 430, CLK 430, C 430	98 -					
Motor M 111 E 23 M 161	2295	4	105 - 145 kW (143 - 197 PS)	C 230, E 230, V 230, Viano 230, SLK 230, Vito, Sprinter, 100	96 -	90,90	1,50 1,75 3,00	910 IF NIT S 931 P 777 NIT S		700 015 1378
Dieselmotor OM 616	2399	4	38 - 48 kW 52 - 65 PS	240 D, 240 GD, MB 100, O 309, 207, 307, 407, 507, Unimog	74 -	90,90	3,00 2,00 4,00	910 IF CR S 911 IF FE 947 EX CR+		
Dieselmotor OM 617 OM 617 A	2988	5	64,5 - 92 kW (88 - 125 PS)	300 D, 300 SD Turbo, 300 TD Turbo, 209, 309, 409, 240 D 3.0	74-					
Dieselmotor OM 616	2404	4	38 - 48 kW (52 - 65 PS)	240 D, 207, 307, 309, Unimog	73-	91,00	3,00 2,00	910 IF CR S 911 IF FE		700 015 1380
Dieselmotor OM 617	3005	5	59 kW 80 PS	240 D 3.0, 300 D	74 - 79		4,00	947 EX CR+		
Motor M 119 E 42	4196	V8	205 kW (279 PS)	420 SE/SEL, 420 E, E 400, 400 SE	07/92-	92,00	1,50 1,75 3,00	910 IF CR S 931 P 947 EX CR+		700 015 1381
Motor M 119 E 42	4196	V8	205 kW (279 PS)	420 SE/SEL, 420 E, E 400, 400 SE	07/92-	92,00	1,50 1,75 3,00	910 IF NIT S 931 P 947 EX NIT S		
Motor M 119 E 42	4196	V8	165 kW (224 PS)	420 SE, 420 SL	92-93	92,00	1,50 2,00 3,50	910 IF CR S 931 FE 947 EX CR+		
Motor M 116.960 / 961	3818	V8	160 kW (218 PS)	380 SE, 380 SL	79-81	92,00	1,75 2,00 3,50	910 IF CR S 931 FE 947 EX CR+		700 015 1384
Motor M 117	4520	8	134,5 - 165,5 kW 182 - 225 PS	450 SE, 450 SL, 450 SE-USA, 450 SL-USA	72 - 79	92,00	1,75 2,50	910 IF CR S 931 FE		
Motor M 116 E 36	3499	V8	147 kW (200 PS)	280 SE 3.5, 300 SE 3.5, 350 SE, 350 SL	69-79		4,00	947 EX CR+		
Motor M 272 DE 35	3498	6	200 / 272 250 / 340	CLK, ML 350		92,90	1,50 1,75	910 NIT S 931 P		700 015 1386
Motor M 272 KE 35	3498	6	200 / 272 250 / 340	C, E, S, SLK, SL			2,50	777 NIT S		
Motor M 273 KE 46	4663	8	200 / 272 250 / 340	S, GL 450						
Motor M 115 E 23	2307	4	59 - 81 kW (80 - 110 PS)	230 G-USA, 230, 230 G, O 309	73-82	93,75	1,75 2,50 4,00	910 IF CR S 931 P 947 EX CR+		700 015 1387
Motor M 115 E 23	2307	4	75 - 81 kW (102 - 110 PS)	230, 230 G	73-82	93,75	1,75 2,50 4,00	910 IF CR+ 931 P 777 CR S		

Daimler-Mercedes Benz

Motor-Typ motor-type type de moteur	ccm	Zyl. cyl. cyl.	Leistung power puissance	Modell model modèle	Baujahr year année	Bohrung bore percée	Höhe height épais.	Typ type type	GPR-Nr GPR-No réf. GPR	
Motor M 102 E 23	2299	4	125 - 136 kW (170 - 185 PS)	190 E 2.5-16	88-	95,50	1,50 1,75 3,50	910 IF CR S 931 P 777 CR S+	  	700 015 1389
Motor M 102 E 23	2299	4	70 - 100 kW (95 - 136 PS)	230 E, 230 GE, 190 E (USA), 230 G, 190 E 2.3, 230 GE, 208, 210, 308, 310, 410, 510	82 - 95	95,50	1,75 2,00 3,50	910 IF CR S 931 P 947 EX CR+	  	700 015 1390
Motor M 102 E 23	2299	4	70-100 kW (95-136 PS)	190 E 2.3, 230 E, 230 GE, 230 G, 208, 210, 310, 408, 409, 410, O 309	12/86 - 88	95,50	1,75 2,00 3,50	910 IF CR S 931 P 777 CR S	  	700 015 1391
Motor M 119 E 50	4973	V8	235 kW (320 PS)	S 500, SL 500, CL 500	93 -	96,50	1,50 1,75 3,00	910 IF CR S 931 P 947 EX CR+	  	700 015 1392
Motor M 117 E 56	5547	8	205 - 220 kW 279 - 300 PS	560 SE	85 -	96,50	1,75 2,00	910 IF CR+ 911 IF+	 	700 015 1393
Motor M 117 E 50 M 119 E 50	4973	V8	164 - 240 kW (223 - 333 PS)	500, 500 SE, 500 SL, E 500, CL 500, S 500, SL 500	09/85-		3,50	947 EX CR+	 	







Daimler-Mercedes Benz

Motor-Typ motor-type type de moteur	ccm	Zyl. cyl. cyl.	Leistung power puissance	Modell model modèle	Baujahr year année	Bohrung bore percée	Höhe height épais.	Typ type type	GPR-Nr GPR-No réf. GPR
Motor M 113 E 50	4966	V8	225 kW (306 PS)	S 500, SL 500, G 500		97,00	1,20 1,50 3,00	910 NIT S 931 P+ 777 NIT S	 700 015 1394
Motor M 113.960 - 984	4966	8	218 kW (296 PS) 265 kW	AMG E 55, CLK, ML 55, G 55		97,00	1,20 1,50 2,00	910 NIT S 931 P 777 NIT S	 700 015 1395
Motor M 113 E 50	4966	V8	220 kW	S 500, E 500, G 500, ML 500	97 -	97,00	1,50 1,75 3,00	910 IF NIT S 931 P 777 NIT S	 700 015 1396
Dieselmotor OM 352 A OM 353 A	5675	6	92 - 127 kW (125 - 173 PS)	Baureihe 1017, 1217, 1417, 1617, U 1000, U 1250, U 1300, U 1500, U 1700, MB-Trac 1300/1500 (USA), Unimog, 1413	64 - 82	97,00	2,50 2,50 4,00	916 CR S 911 IW U P 947 EX CR+	 700 015 1397
Dieselmotor OM 362 LA	5675	6	141 kW (192 PS)	1419, 1619, 2219, 1420, 1620, 2220	82-86				
Dieselmotor OM 314	3782	4	34,5 - 62,5 kW 47 - 85 PS	1013, 1113, 1213, 1313, 1413, 1513, 1613, 408, 508, 608, 613, 811, 813, 911, 913, Unimog O 302, 309, 312, 321, 322	64 - 81	97,00	3,00 3,00 3,00 5,50 5,50	916 CR S 911 FE 911 FE 947 EX CR+ 946	 700 015 1398
Dieselmotor OM 352 OM 353 OM 352 A	5673	6	51,5- 99,5 kW (70-130 PS)	L 408 L/LS 508 LP/ LT 608 L 613 LP/ LPL 709 L 710 LP/ LPL 908 L 810 LP 808 LP 811, LP 813 911 B LP 913 L 1013 L 1113 B L 1213 LP 1313 L 1413 L 1513 L 1613, O 302 O 309 O 312 O 321 O 322, Traktor 65 70 700 800, LS/LPS 911 LS 1113 LPS 1113 1100 1300, Unimog U	64-81				
Dieselmotor OM 367	5673	6	51,5 - 95,5 kW 70 - 130 PS	O 302, 309, 312, 321, 322, Unimog, 1013, 1113, 1213, 1313, 1413, 1513, 1613,	74 - 82				
Dieselmotor OM 314	3782	4	34,5- 65,5 kW (47-85 PS)	1013, 1113, 1213, 1313, 1413, 1513, Unimog	74-82	97,00	3,00 3,00 3,00	916 CR S 911 FE 911 FE	 700 015 1399
Dieselmotor OM 352 OM 353	5673	6	51,5- 99,5 kW (70-130 PS)	L 408 L 508 LS 508 LP 608 LT 608, L 613 LP/LPK/ LPL 709 L 710 LP/LPL 809 L 810 LP 808 LP 811 LP 813 911 B, LP 913 L 1013 L 1113 B L 1213 LP 1313 L 1413 L 1513 L 1613, O 302 O 309 O 312 O 321 O 322, Traktor 65 70 700 800, LS/LPS 911 LS 1113 LPS 1113 1100 1	74-82		5,50	947 EX CR+	 700 015 1399



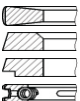
Daimler-Mercedes Benz

Motor-Typ motor-type type de moteur	ccm	Zyl. cyl. cyl.	Leistung power puissance	Modell model modèle	Baujahr year année	Bohrung bore percée	Höhe height épais.	Typ type type	GPR-Nr GPR-No réf. GPR
Dieselmotor OM 364 OM 364 A OM 364 LA	3972	4	63 - 177 kW (86 -241 PS)	ATEGO, 1117, 1120, 1320, 1417, 1520, 1820, 711, 811	84-	97,50	2,50 2,50 4,00	916 CR S 911 IW U P 947 EX CR+	 700 015 1400
Dieselmotor OM 366 OM 366 A OM 366 LA	5958	6	95 - 170 kW 129 - 231 PS	ATEGO, 817, 1117, 1317, 1417, 1117, 1120, 1320	92 -				
Dieselmotor OM 364 LA	3972	4	63 - 177 kW 86 - 241 PS	ATEGO, 1117, 1120, 1320, 1417, 1520, 1820	93 -	97,50	2,50 2,50 4,00	916 NIT S 911 IW U CR 947 EX NIT S	 700 015 1401
Dieselmotor OM 366 LA	5958	6	177 kW (240 PS)	817, 917, 1117, 1317, 1417, 1517, 1120, 1320, 1520, 1820, ATEGO	93-				
Motor M 273 KE 55	5500	8	285 / 380	E, S, CLK, SL, GL 500		98,00	1,20 1,50 2,50	910 NIT S 931 P 777 NIT S	 700 015 1402
Dieselmotor OM 904 OM 904 LA	4250	4	75 - 142 kW 102 - 190 PS	ATEGO 612, 711, 811, 812, 814, 911, 917, 1117, 1317	96-	102,00	3,00 2,50 4,00	916 CR S+ 911 IF U CR 947 EX CR+	 700 015 1403
Dieselmotor OM 906 LA OM 906 HLA	6374	6	142 - 205 kW 190 - 279 PS	1023, 1523, 1328, 1528, ATEGO 1017, 1023, 1215, 1217, 1223, 1228, 1323, 1328, 1517, 1523, 1528, 817, 823, 917, 923	96-				
Motor M 156	6300	8	375 / 500	E 63 AMG CLK 63 AMG CLS 63 AMG ML 63 AMG, R 63 AMG		102,20	1,20 1,75 2,00	910 IF NIT S 931 P+ 777 NIT S	 700 015 1404
Dieselmotor OM 924 LA Euro 3	4801	4	160 / 218 kW 240 / 326 PS	ATEGO	01 -	106,00	3,00 2,50	916 NIT S 911 IW U CR	 700 015 1405
Dieselmotor OM 926 LA Euro 3	7201	6	240kW 326 PS	ATEGO	01 -		4,00	947 EX CR+	 700 015 1406
Dieselmotor OM 360 OM 360 A OM 360 H	8720	6	127 - 154,5 kW 172 - 210 PS	L/LP 1317, LP 1319, LP 1417, LP 1419, LP 1519, LP 1619, LP 1817, LP 1819, O 302, O 305	68 - 83	115,00	3,50 3,00 5,50	916 CR+ 911 IF FE 947 EX CR+	 700 015 1406
Dieselmotor OM 327	7980	6	110,5- 125 kW (150-170 PS)	1216, 1317, 1417, 1517, O 302		115,00	3,50 3,00 3,00 5,50	916 CR+ 911 IF FE 911 IF FE 947 EX CR+	 700 015 1407

Daimler-Mercedes Benz

Motor-Typ motor-type type de moteur	ccm	Zyl. cyl. cyl.	Leistung power puissance	Modell model modèle	Baujahr year année	Bohrung bore percée	Höhe height épais.	Typ type type	GPR-Nr GPR-No réf. GPR	
Dieselmotor OM 403	15950	10	261 kW 355PS	1626, 1632, 1926, 1932, 2032, 2226, 2232, 2626	72 - 82	125,00	3,00 3,00 6,00	916 NIT S 931 FE 947 EX CR+		700 015 1408
Dieselmotor OM 404	20910	12	184 - 236 kW 250 - 321 PS	Stationary engine	66 -					
Dieselmotor OM 409	9200	5	137,5 kW 187 PS	Industrial engine	75 -					
Dieselmotor OM 401 A OM 401 LA	9572	6	180 - 231 kW 246 - 314 PS	0303, 1019, 1219, 1419, 1619, 1719, 1819, 1919, 2219	77 -					
Dieselmotor OM 402 LA	12760	8	280 kW 381 PS	ACTROS, 1226, 1227, 1429, 1726, 1827, 1838, 2422, 2427, 2527, 2638, 2635	64 -					
Dieselmotor OM402 A OM 402 LA	12760	V8	280 kW (381 PS)	404, 1838, 2638, 2635, 1831, 2531, 1226, 1227, 1429, 1726 1727 1827 2422 2427 2527 ACTROS		125,00	3,00 3,00 4,00	916 NIT S 931 FE 947 EX CR+		700 015 1409
Dieselmotor OM 401	9572	6	129 - 188 kW 175 - 256 PS	1224, 1227, 1424, 1427, 1431, 1727, 1824, 1827, 1831, 1927, 2024, 2031, 2426, 2427, 2431, 2524, O 404	85 - 00	125,00	3,00 3,00 4,00	916 NIT S 911 FE 947 EX CR+		700 015 1410
Dieselmotor OM 407 A, OM 407 HA	11413	6	206 kW (280 PS)	O 305 G	80-87	125,00	3,00 3,00 3,00	916 NIT S 911 FE 931 FE		700 015 1411
Dieselmotor OM 404 A.901	20911	V12	386 kW (525 PS)	Industrial engine	77-82		4,00	947 EX CR+		
Dieselmotor OM 401.905	10456	V6	193 kW (262 PS)	Industrial engine	77-82					
Dieselmotor OM 403	15950	V8	250 kW	Industrial engine	80 -					
Dieselmotor OM 401 LA.	9572	V6	200/230 kW (272/313 PS)	ACTROS, O 404, 1226, 1227, 1429, 1726, 1727, 1827, 1838, 2422, 2427, 2527, 2638	85 - 00	125,00	3,00 3,00 4,00	916 NIT S 911 IW U CR 947 EX CR+		700 015 1412
Dieselmotor OM402 A OM 402 LA	12760	V8	280 kW (381 PS)	404, 1838, 2638, 2635, 1831, 2531, 1226, 1227, 1429, 1726 1727 1827 2422 2427 2527 ACTROS, O 404	85 - 00					




Daimler-Mercedes Benz

Motor-Typ motor-type type de moteur	ccm	Zyl. cyl. cyl.	Leistung power puissance	Modell model modèle	Baujahr year année	Bohrung bore percée	Höhe height épais.	Typ type type	GPR-Nr GPR-No réf. GPR
Dieselmotor OM 423 OM 423 LA	18273	10	184 - 390 kW 250 - 530 PS	ACTROS, 1636, 1936, 2235, 2236, 3836		128,00	3,00 3,00 4,00	916 NIT S 911 IW U CR 947 EX CR+	 700 015 1413
Dieselmotor OM 443 A OM 443 LA	18267	10	340 - 412 kW 462 - 560 PS	Stationary engine	91 -				
Dieselmotor OM 424, OM 424 A OM 424 LA	21927	12	309 - 441 kW 420 - 600 PS	ATEGO 2633, O 303 1633, 1638, 1933, 1938, 2638, 3333	81 -				
Dieselmotor OM 444 A OM 444 LA	21920	12	500 kW	Stationary engine	91 -				
Dieselmotor OM 427 OM 427 A	11407	5	150 kW 204 PS	O 405	85 - 01				
Dieselmotor OM 421 OM 421 A	10965	6	159 - 390 kW 216 - 530 PS	O 405, O 407, 1222, 1422, 1622, 1922, 2222, O 303	85-88				
Dieselmotor OM 441 A OM 441 LA	10960	6	200 - 250 kW 272 - 340 PS	O 303, 1234, 1733, 2433, 2534, 3234 ACTROS	91 -				
Dieselmotor OM 422 OM 422 A	14618	8	184 - 390 kW 250 - 530 PS	ATEGO, ACTROS, O 303, 1633, 1635, 1933, 2033, 2233, 2235, 3333	79 -				
Dieselmotor OM 442 A OM 442 LA	14618	8	269 - 362 kW 366 - 492 PS	ACTROS, O 404	91 -				
Dieselmotor OM 427 HLA OM 429 A OM 429 LA OM 447 OM 475	11970	R 6	184 - 206 kW 250 - 280 PS	O 404, O 405	85 - 01				
Dieselmotor OM 457 LA OM 457 HLA OM 458	11967	R 6	185 - 335 kW 252 - 456 PS	AXOR, CITARO, O 500, O 530, TRAVEGO,	97 -				
Dieselmotor OM 421 A OM 421 LA	10965	6	184 - 390 kW 250 - 530 PS	ATEGO, ACTROS, O 303, 1633, 1635, 1933, 2033, 2233, 2235, 3333	79 -	128,00	3,00 3,00 4,00	916 NIT S 931 FE 947 EX CR+	 700 015 1414
Dieselmotor OM 441 A OM 441 LA	10960	6	200 - 250 kW 272 - 340 PS	O303	89 -				
Dieselmotor OM 421 A OM 421 LA	14618	8	269 - 362 kW 366 - 492 PS	ACTROS, O 303, O 404, 1644, 1748, 1944, 2244	91 -				
Dieselmotor OM 422 A OM 422 LA	14618	8	184 - 390 kW 250 - 530 PS	ACTROS, 1638, 1644, 1938, 2238, 2244, 2638	79 -				
Dieselmotor OM 346	10809	6	132,5/ 154,5 kW (180/210 PS)	LKA/LP 1418, 1518, 1618, 1619, 1620, 1918, 1920, 2020, 2220, LS 332 L 334	61-67	128,00	3,50 3,50 3,50 6,50	916 CR+ 911 IF P 931 P 947 EX CR+	 700 015 1415
Dieselmotor OM 355	11581	6	136-191 kW (185-260 PS)	LP 1424, LP 1623/36, LP/, LPK 1624, LP 1923, L/LP/, LK 1924, LP/LPK 2224, LP 2624, LP 2623 O 317 L 1621 L 1921	67-78				
Dieselmotor OM 355 A	11900	6	206/210 kW (280/285 PS)	Bus, L 1928, L 2628 (Export)	78-				

Daimler-Mercedes Benz

Motor-Typ motor-type type de moteur	ccm	Zyl. cyl. cyl.	Leistung power puissance	Modell model modèle	Baujahr year année	Bohrung bore percée	Höhe height épais.	Typ type type	GPR-Nr GPR-No réf. GPR	
Dieselmotor OM 441	11309	6	151 kW 205 PS	1622, O 303, 1628, 1726, 1729, 1928, 1929 2228 2429 3239	93 -	130,00	3,00 3,00 4,00	916 CR S 911 IF FE 947 EX CR+		700 015 1416
Dieselmotor OM 443	18848	V10	271 kW 369 PS	Stationary engine	88 -					
Dieselmotor OM 444	22618	V12	350 kW	Stationary engine	88 -					
Dieselmotor OM 442	15080	V8	195 kW 265 PS	Stationary engine	93 -					
Dieselmotor OM 441	11309	6	151 - 165 kW 205 - 224 PS	1622, O 303, 1628, 1726, 1729, 1928, 1929, 2228, 2429 3239	93 -	130,00	3,00 3,00 4,00	916 NIT S 911 IW U CR 947 EX CR+		700 015 1417
Dieselmotor OM 443	18848	V10	271 kW 369 PS	Stationary engine	88 -					
Dieselmotor OM 444	22618	V12	350 kW	Stationary engine	88 -					
Dieselmotor OM 442	15080	V8	192 - 218 kW 265 - 296 PS	Stationary engine	88 -					
Dieselmotor OM 441	11309	6	151 kW 205 PS	Stationary engine	93 -	130,00	3,00 3,00 4,00	910 CR S 911 IW U CR 947 EX CR+		700 015 1418
Dieselmotor OM 442	18848	8	218 kW 296 PS	Stationary engine	93-					
Dieselmotor OM 443	18848	V10	271 kW 369 PS	Stationary engine	88-					
Dieselmotor OM 444	22618	V12	350 kW	Stationary engine	93-					
Dieselmotor OM 411	11309	V6	150-165 kW (204-225 PS)	1622, O 303, 122, 1722, 1922, 2222, 2422	88-					
Dieselmotor OM 422	15080	V8	206/218 kW (280/296 PS)	1628, 1726, 1729, 1928, 1929, 2228, 2429, 3239, O 303	88-					
Dieselmotor OM 443.900/905	18848	V10	271 kW 369 PS	Stationary engine	88-	130,00	3,00 3,00 4,00	910 CR S 911 IF FE 947 EX CR+		700 015 1419
Dieselmotor OM 444	22618	V12	350 kW	Stationary engine	88-					
Dieselmotor OM 441	11309	V6	150-165 kW (204-225 PS)	1622, O 303, 122, 1722, 1922, 2222, 2422	88-					
Dieselmotor OM 422	15080	V8	206/218 kW (280/296 PS)	1628, 1726, 1729, 1928, 1929, 2228, 2429, 3239, O 303	88-					
Dieselmotor OM 442 Euro 1	15080	V8	195 kW (265 PS)	1628, 1728, 2228	92-					
Dieselmotor OM 521 LA OM 541 LA	11946	6	315 - 355 kW 428 - 483 PS	ACTROS 1839, 1840, 2040, 2539, 2540, 2640, 3240, 3241, 4140	96 -	130,00	3,00 3,00 4,00	916 NIT S 911 IW U CR 947 EX CR+		700 015 1420
Dieselmotor OM 941	11946	6	230 - 315 kW 313 - 428 PS	ACTROS	00 -					
Dieselmotor OM 542 LA OM 522 LA	15928	8	330 - 448 kW 445 - 609 PS	ACTROS, 1853, 2053, 2553, 2653, 3253, 3353	96 -					
Dieselmotor OM 942	15928	8	330 - 448 kW 445 - 609 PS	ACTROS	97 -					
Dieselmotor OM 501 LA	11940	V6	230-315 kW (313-428 PS)	ACTROS 1831, 1835, 1839, 1843, 2531, 2535, 2539 2543	06/96-					
Dieselmotor OM 502 LA	15920	V8	350-425 kW (476-578 PS)	ACTROS 1848, 1853, 2548, 2553,	06/96-					

Daimler-Mercedes Benz

Motor-Typ motor-type type de moteur	ccm	Zyl. cyl. cyl.	Leistung power puissance	Modell model modèle	Baujahr year année	Bohrung bore percée	Höhe height épais.	Typ type type	GPR-Nr GPR-No réf. GPR
Dieselmotor OM 521 LA OM 541 LA	11946	6	315 - 420 kW 428 - 571 PS	ACTROS	96 -	130,00	3,00	916 NIT S PVD 	700 015 1421
							3,00	911 IW U CR 	
							4,00	947 EX NIT PVD 	
Dieselmotor OM 941	11946	6	230 - 315 kW 313 - 428 PS	ACTROS	00 -				
Dieselmotor OM 522 LA OM 542 LA	15928	8	350 - 420 kW 476 - 571 PS	ACTROS	96 -				
Dieselmotor OM 942	15928	8	330 - 448 kW 445 - 609 PS	ACTROS	00 -				